

What to do with a boiler that has a fault code

ATAG
HEATING TECHNOLOGY

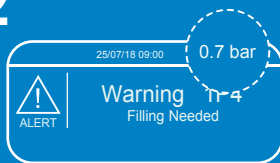
Step by step guide for fault codes 1P4 or 108

1



Error code **1P4** or **108** could mean that the system pressure is too low, and you may see that the system pressure gauge indicates that the pressure in the system is below the 0.8 bar pressure.

2



The pressure within the system can be seen in the top right of the display when an error code comes up.

3



The system pressure should be set around **1.0 – 1.1 bar** when the water is cold.

4




When the system is working and the water is heated up within the system, water expands due to heat and you may see the pressure rise up to around **1.8 – 2.4 bar** when hot. This is normal as water system pressure increases due to heat. So we are looking for the system pressure to be set around **1.0 – 1.1 bar** when the water is cold.

5



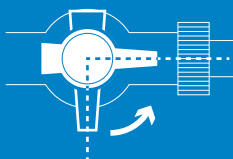
Turn off any clocks and room thermostat for heating or hot water controls.

6



On the iC and iC Economiser Plus models, to re-pressurise the system you will need to **find the filling loop** (copper 'U' shaped tube with two nuts at each end). On the underside of the boiler there is a filling loop position where this copper 'U' shaped tube will connect between the small blue and black isolation valve connection (iS boilers have an external filling loop on the system). If not in position, remove the caps and install as shown and tighten up the nuts hand tight.

7



The taps should be **opened a quarter of a turn** and the water will start to refill the system (water should be heard filling the system). You should see the digital reading gauge rise back up between 1 bar and 1.1 bar pressure and then stop filling. The error code 1P4 or 108 will stop and the boiler will now operate. If the error code 1P4 or 108 is still active, fill up the system a little more but **NOT** over 1.4 bar.

8

The display should now show the normal screen of temperature(s) and the pressure, which means the pressure level is correct and the boiler is ready to operate.
(If you do fill the system too much and the pressure gauge is too high, just bleed water from a radiator until the pressure on the gauge goes down to below 1.2 bar).

Call us directly on **0800 680 0100**

Email: info@atagheating.co.uk

www.atagheating.co.uk

[@atagheating](https://twitter.com/atagheating)

[@ATAGHeating](https://facebook.com/ATAGHeating)